

ProtoCOL 3 SBA - Batch Set-Up Quick Guide

1 Start ProtoCOL 3 software

Enter



➔ Log on to ProtoCOL 3

2 Position plate

➔ Insert the plate holder, ensuring the plate holder that gives the best contrast between the zone and background is used

➔ Place plate onto plate holder


3 Capture image

Click



➔ Select the image tab and check the live box

Slide



➔ Adjust the exposure by increasing/ decreasing the sliding scale

Click

➔ Capture image

4 Create batch

Click



➔ Click New Batch

5 Plate configuration

Select



➔ Select Plate Configuration to set plate size and sample volume. Default are circular plate, 90mm, sample volume 1mL. Change if necessary

6 Choose an application

Select



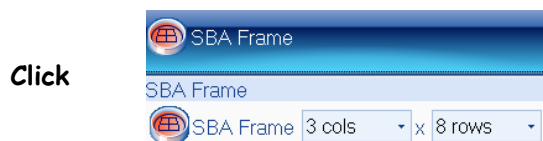
➔ Select SBA

7 Name the batch

Enter **Designing Batch:**

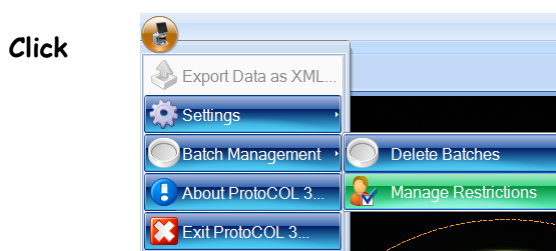
➔ Name the batch

8 Set frame



Default 3 x 5 grid change if necessary by pressing SBA frame button using the drop-down menu and select number of columns and rows

➔ Adjust the frame by dragging the outer edges



➔ To move individual zones click on the ProtoCOL icon, select Batch Management and Click Manage Restrictions

Check **Adjust Zone**

➔ Check Adjust Zone to move zones

9 Total plate count

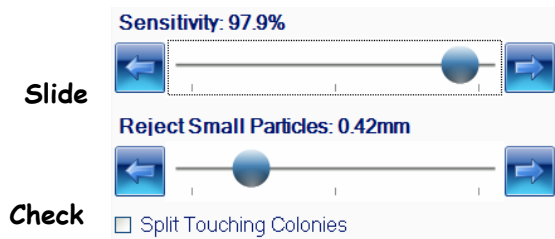


➔ Position counting frame over the colonies to be counted

➔ Click Total Plate Count

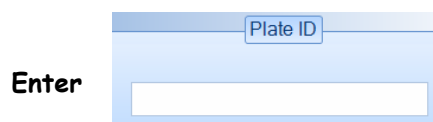
➔ Select colony type from the dropdown, either Light or Dark Colonies

10 Classification settings



- ➔ Move slider to the left to adjust the detection sensitivity
- ➔ Move slider to the left to accept small particles or to the right to exclude small particles
- ➔ If any colonies are touching select the Split function

11 Enter a plate ID



- ➔ Enter a plate ID found on Measure tab. Auto-increment default is "on", to change this click on the Configuration tab

12 Accept batch



- ➔ Accept batch

ProtoCOL 3 is now ready to make the first measurement

CONTACT SYNBIOSIS:
EUROPE:
Tel: +44 (0)1223 727125
Email: support@synbiosis.com

USA:
Tel: 800 686 4451/301 662 2863
Email: support@synbiosis.com

www.synbiosis.com
P3SBABSU1211