

TWO STEPS FOR FAST, ACCURATE PLATE READING

CLASSIFICATION ProtoCOL 2 Batch creation

- Differentiate between colour, size and shape
- Upper and lower count limits can be set i.e. <10cfu or >300cfu
- Selection of a counting area i.e. whole filter or half filter
- Separation of touching colonies to ensure an accurate count
- Exclusion of unwanted items such as product
- Grid classification

MEASURE Count using ProtoCOL 2

- Automated count in seconds
- Detection of organisms as small as 43µm
- Average multiple plate counts
- Automatically stores plate counts to a Microsoft SQL server database
- Edit counts with an audit trail to comply with GMP/GLP
- Results can be directly transferred to a LIMS system, Excel or entered into one of ProtoCOL 2's report templates

BIOBURDEN - MEMBRANE FILTRATION

BIOBURDEN - MEMBRANE FILTRATION

BIOBURDEN - MEMBRANE FILTRATION

BIOBURDEN - MEMBRANE FILTRATION

BIOBURDEN - MEMBRANE FILTRATION

BIOBURDEN - MEMBRANE FILTRATION

BIOBURDEN - MEMBRANE FILTRATION

BIOBURDEN - MEMBRANE FILTRATION

BIOBURDEN - MEMBRANE FILTRATION

BIOBURDEN - MEMBRANE FILTRATION

BIOBURDEN - MEMBRANE FILTRATION

BIOBURDEN - MEMBRANE FILTRATION

BIOBURDEN - MEMBRANE FILTRATION

BIOBURDEN - MEMBRANE FILTRATION

BIOBURDEN - MEMBRANE FILTRATION

BIOBURDEN - MEMBRANE FILTRATION



 SYNBIOSIS
A DIVISION OF THE SYNOPTICS GROUP

Synbiosis USA Headquarters:
5108 Pegasus Court Suite M
Frederick MD 21704 USA
Tel: 800-686-4451/301-662-2863
Fax: 301-631-3977
email: ussales@synbiosis.com

Synbiosis Europe and
International Headquarters:
Beacon House Nuffield Road
Cambridge CB4 1TF UK
Tel: +44 (0)1223 727125
Fax: +44 (0)1223 727101
email: sales@synbiosis.com

Website: www.synbiosis.com

A.019.10.10 All trademarks acknowledged

 SYNBIOSIS
A DIVISION OF THE SYNOPTICS GROUP

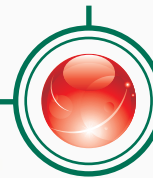
COUNTS ON
GRIDDED
MEMBRANE



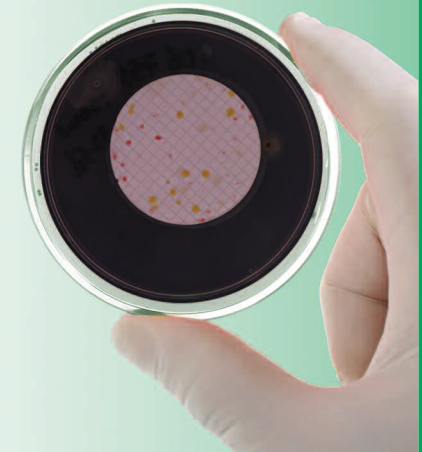
DILUTION
FACTOR








COUNTS FOR EACH
COLONY COLOUR



BIOBURDEN MEMBRANE FILTRATION



-  A Bioburden test determines the approximate number of microorganisms on or in a product prior to sterilization
-  Acts as an early warning system for possible production problems which could lead to inadequate sterilization
-  The Bioburden of a product is estimated by filtering a volume of sample or sample wash fluid through a filter membrane
-  The membrane filters are placed on a suitable growth medium and incubated
-  All the colonies are counted and the number of microorganisms per device or per ml calculated

REPORTING



ProtoCOL 2 with its easy to use software, built in MS SQL server database and Touch Screen Interface makes the counting and comparison of Ames plates fast, secure and accurate

